

## Transform Your Tomorrow




- ✓ Invest today and be a part of the evolving mid cap segment having the potential to grow and become the leaders of tomorrow.

## Mahindra Manulife Mid Cap Unnati Yojana

(Mid Cap Fund - An open ended equity scheme predominantly investing in mid cap stocks)

January 31, 2023

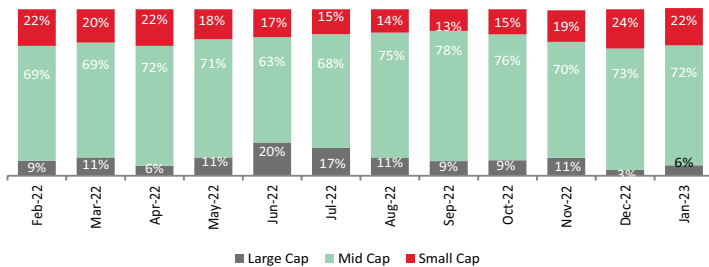
## Why invest in this Scheme ?

-  Selection of focused sustainable businesses from across sectors
-  Potential to generate higher risk adjusted returns in the long term
-  Active management of portfolio with primary investments in mid-caps

### Scheme Positioning

- A portfolio largely of market leaders in their respective product segments and focused-line businesses in larger markets that are likely to be tomorrow's large caps.
- A portfolio of companies with high growth potential and a robust balance sheet to support such growth.

### 12 Month Market Capitalization Trend (% to Equity Holdings)



As per the Market Capitalization data provided by AMFI (In line with the applicable SEBI guidelines)

### Top 5 Sectors of the scheme (% to Net Assets)

Sector	MMMUY	Nifty Midcap 150 TRI
Capital Goods	20.67%	13.12%
Financial Services	15.51%	20.39%
Automobile and Auto Components	10.85%	8.53%
Healthcare	6.11%	10.42%
Information Technology	5.84%	5.19%

Data as on January 31, 2023

### Significant Portfolio changes of the Current Month


Fresh Additions	Complete Exits
<b>Security</b>	<b>Security</b>
Steel Authority of India Limited	Bata India Limited
Zydus Lifesciences Limited	Cholamandalam Investment and Finance Company Ltd
	IPCA Laboratories Limited
	PI Industries Limited
	Sona BLW Precision Forgings Limited
	Zee Entertainment Enterprises Limited

**Note:** The companies/stock(s) referred above are only for the purpose of disclosure of significant portfolio changes during the month and should not be construed as recommendation to buy/sell/hold. The fund manager may or may not choose to hold these companies/stocks, from time to time. Investors are requested to consult their financial, tax and other advisors before taking any investment decision(s). Data as on January 31, 2023

### Portfolio Update for the Month

- Key Overweight sector/Industries includes Capital Good & industrials, Metals & Mining, Autos and construction material vs scheme benchmark.
- Key Underweights sectors /Industries includes Healthcare, consumer durables and Oil & Gas vs scheme benchmark
- Portfolio has higher allocation towards Small caps on the basis of bottom up stock selection.

### Asset Allocation (%)



Data as on January 31, 2023

### Top 10 Equity Holdings (as on January 31, 2023)

Security	% to Net Assets
The Federal Bank Limited	3.95%
Grindwell Norton Limited	2.83%
Max Healthcare Institute Limited	2.70%
Abbott India Limited	2.52%
Punjab National Bank	2.49%
Bharat Forge Limited	2.48%
Cummins India Limited	2.47%
Persistent Systems Limited	2.42%
Schaeffler India Limited	2.35%
IDFC Limited	2.31%
<b>Total</b>	<b>26.50%</b>

### Portfolio Stats

Turnover Ratio (Last 1 year)	1.38
Standard Deviation	22.06%
Beta <sup>1</sup>	0.80
Sharpe Ratio <sup>2</sup>	0.62
Jenson's Alpha <sup>2</sup>	0.0046

#Risk-free rate assumed to be 6.50% (MIBOR as on 31-01-23) -Source:www.mmda.org

1. Beta is calculated on the basis of average monthly rolling returns as of last day of the month since inception till January 31, 2023 and annualized. 2. Calculated for the period since inception till January 31, 2023. | Data Source: ICRA Analytics, Bloomberg | Data as on January 31, 2023

## Scheme Details

### Investment Objective:

The investment objective of the Scheme is to seek to generate long term capital appreciation & provide long-term growth opportunities by investing in a portfolio constituted of equity & equity related securities and derivatives predominantly in mid cap companies. However, there can be no assurance that the investment objective of the Scheme will be achieved.

### Fund Manager:

**Mr. Abhinav Khandelwal**

**Total Experience :** 14 years | **Experience in managing this fund:** 1 year (Managing since February 1, 2022)

**Mr. Manish Lodha**

**Total Experience :** 22 years | **Experience in managing this fund:** 2 years and 1 Month (Managing since December 21, 2020)

**Date of allotment:** January 30, 2018

**Benchmark:** Nifty Midcap 150 TRI

**Option:** IDCW (IDCW Option will have IDCW Reinvestment (D) & IDCW Payout facility) and Growth (D)

D-Default

**Application Amount:** Rs. 1,000/- and in multiples of Re. 1/- thereafter

**Additional Purchase Amount:** Rs. 1,000/- and in multiples of Re. 1/- thereafter

**Repurchase Amount:** Rs. 1,000/- or 100 units or account balance, whichever is lower

**Minimum Weekly & Monthly SIP Amount:** Rs 500 and in multiples of Re. 1/- thereafter

**Minimum Weekly & Monthly SIP Installments:** 6

**Minimum Quarterly SIP Amount:** Rs 1,500 and in multiples of Re. 1/- thereafter

**Minimum Quarterly SIP installments:** 4

**Monthly AAUM as on January 31, 2023 (Rs. in Cr.):** 1,062.93

**Monthly AUM as on January 31, 2023 (Rs. in Cr.):** 1,064.74

**Entry Load:** Not applicable

**Exit Load:** • An Exit Load of 1% is payable if Units are redeemed / switched-out upto 1 year from the date of allotment;

• Nil if Units are redeemed / switched-out after 1 year from the date of allotment.

## Scheme Performance (as on January 31, 2023)

Mahindra Manulife Mid Cap Unnati Yojana	CAGR Returns (%)				Value of Investment of ₹ 10,000*				NAV / Index Value (as on January 31, 2023)
	1 Year	3 Years	5 Years	Since Inception	1 Year (₹)	3 Years (₹)	5 Years (₹)	Since Inception	
Regular Plan - Growth Option	-0.78	19.18	11.74	11.73	9,922	16,936	17,424	17,424	17.4243
Nifty Midcap 150 TRI <sup>A</sup>	2.56	21.40	11.29	11.00	10,256	17,904	17,077	16,863	14,495.89
Nifty 50 Index TRI <sup>AA</sup>	3.18	15.21	11.25	11.20	10,318	15,298	17,049	17,016	25,685.94

<sup>A</sup>Benchmark <sup>AA</sup>Additional Benchmark. CAGR - Compounded Annual Growth Rate. Inception/Allotment date: 30-Jan-18. **Past performance may or may not be sustained in future and should not be used as a basis of comparison with other investments.** Since inception returns of the scheme is calculated on face value of Rs. 10 invested at inception. The performance details provided above are of Growth Option under Regular Plan. Different Plans i.e Regular Plan and Direct Plan under the scheme has different expense structure. \*Based on standard investment of Rs. 10,000 made at the beginning of the relevant period. Mr. Abhinav Khandelwal is managing this fund since February 1, 2022. Mr. Manish Lodha is managing this fund since December 21, 2020.

## SIP Performance (as on January 31, 2023)

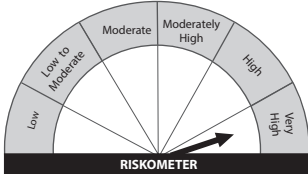
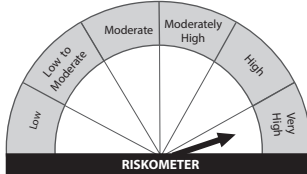
SIP Investment Period	Total Amount Invested (₹)	Regular Plan		Nifty Midcap 150 TRI <sup>A</sup>		Nifty 50 TRI <sup>AA</sup>	
		Market Value (₹)	CAGR Returns (%)	Market Value (₹)	CAGR Returns (%)	Market Value (₹)	CAGR Returns (%)
1 Year	1,20,000	1,21,730	2.67	1,23,490	5.41	1,23,148	4.88
3 Years	3,60,000	4,78,531	19.37	5,01,040	22.67	4,58,693	16.37
Since Inception	6,00,000	9,23,349	17.26	9,57,070	18.73	8,58,530	14.30

<sup>A</sup>Benchmark <sup>AA</sup>Additional Benchmark. CAGR - Compounded Annual Growth Rate. Inception/Allotment date: 30-Jan-18. **Past performance may or may not be sustained in future and should not be used as a basis of comparison with other investments.** Returns greater than 1 year period are compounded annualized. For SIP returns, monthly investment of equal amounts invested on the 1st business day of every month has been considered. CAGR Returns (%) are computed after accounting for the cash flow by using the XIRR method (investment internal rate of return).

### Distributed by:

**Disclaimer :** Readers of this material should rely on information / data arising out of their own investigations and advised to seek independent professional advice and arrive at an informed decision before making any investments. Neither Mahindra Manulife Investment Management Private Limited nor Mahindra Manulife Trustee Private Limited, its directors or associates shall be liable for any damages that may arise from the use of the information contained herein.

**Get in touch:** Sadhana House, 1st Floor, 570, P.B. Marg, Worli, Mumbai - 400 018, India.  
Phone: +91-22-66327900, Fax: +91-22-66327932  
Toll Free No.: 1800 419 6244 Website: www.mahindramanulife.com

Scheme Name	This Product is Suitable for investors who are seeking*	Scheme Riskometer	Scheme Benchmark	Benchmark Riskometer
<b>Mahindra Manulife Mid Cap Unnati Yojana</b>	<ul style="list-style-type: none"> <li>Long term capital appreciation;</li> <li>Investment predominantly in equity and equity related securities including derivatives of mid cap companies.</li> </ul>	 <p>Investors understand that their principal will be at very high risk</p>	<b>Nifty Midcap 150 TRI</b>	

\*Investors should consult their financial advisers if in doubt about whether the product is suitable for them.

**Mutual Fund investments are subject to market risks, read all scheme related documents carefully.**

## Performance of other schemes managed by the Fund Manager(s)

Scheme Name	Scheme Inception Date	Fund Manager(s)	Managing since	CAGR Returns (%)		
				1 yr	3 yrs	5 yrs
Mahindra Manulife ELSS Kar Bachat Yojana - Reg - Growth	18-Oct-16	Ms. Fatema Pacha	16-Oct-20	0.47	16.75	8.80
		Mr. Manish Lodha	21-Dec-20			
Nifty 500 Index TRI <sup>^</sup>				1.28	16.10	10.28
Mahindra Manulife Multi Cap Badhat Yojana - Reg - Growth	11-May-17	Mr. Manish Lodha	21-Dec-20	-3.33	19.22	12.45
		Ms. Fatema Pacha	16-Oct-20			
Nifty 500 Multicap 50:25:25 TRI Index <sup>^</sup>				0.32	18.42	9.90
Mahindra Manulife Rural Bharat and Consumption Yojana - Reg - Growth	13-Nov-18	Mr. Abhinav Khandelwal	1-Apr-22	4.19	10.30	-
		Ms. Fatema Pacha	21-Dec-20			
Nifty India Consumption TRI <sup>^</sup>				7.45	14.59	-
Mahindra Manulife Equity Savings Fund - Reg - Growth	01-Feb-17	Mr. Manish Lodha (Equity Portion)	21-Dec-20	0.32	9.94	7.06
		Ms. Fatema Pacha (Equity Portion)	16-Oct-20			
		Mr. Amit Hiremath <sup>§</sup>	21-Dec-22			
		Mr. Rahul Pal (Debt Portion)	Since inception			
Nifty Equity Savings Index TRI <sup>^</sup>				4.00	9.08	8.07
Mahindra Manulife Hybrid Equity Nivesh Yojana - Reg - Growth	19-July-19	Ms. Fatema Pacha (Equity Portion)	16-Oct-20	0.95	15.24	-
		Mr. Manish Lodha (Equity Portion)	21-Dec-20			
		Mr. Rahul Pal (Debt Portion)	Since inception			
CRISIL Hybrid 35+65 Aggressive Index <sup>^</sup>				2.94	13.23	-
Mahindra Manulife Large Cap Pragati Yojana - Reg - Growth	15-Mar-19	Mr. Abhinav Khandelwal	1-Mar-22	-1.32	13.02	-
		Ms. Fatema Pacha	21-Dec-20			
Nifty 100 Index TRI <sup>^</sup>				1.56	14.63	-
Mahindra Manulife Top 250 Nivesh Yojana - Reg - Growth	30-Dec-19	Mr. Manish Lodha	21-Dec-20	-2.61	18.49	-
		Mr. Abhinav Khandelwal	1-Feb-22			
NIFTY Large Midcap 250 TRI <sup>^</sup>				2.13	18.07	-
Mahindra Manulife Arbitrage Yojana - Reg - Growth	24-Aug-20	Mr. Abhinav Khandelwal (Equity Portion)	1-Apr-22	3.25	-	-
		Mr. Manish Lodha (Equity Portion)	21-Dec-20			
		Mr. Rahul Pal (Debt Portion)	Since inception			
Nifty 50 Arbitrage Index <sup>^</sup>				4.19	-	-
Mahindra Manulife Flexi Cap Yojana - Reg - Growth	23-Aug-21	Ms. Fatema Pacha	Since inception	0.06	-	-
		Mr. Manish Lodha				
Nifty 500 TRI <sup>^</sup>				1.28	-	-
Mahindra Manulife Balanced Advantage Yojana	30-Dec-21	Mr. Manish Lodha (Equity Portion)	Since inception	0.73	-	-
		Ms. Fatema Pacha (Equity Portion)				
		Mr. Rahul Pal (Debt Portion)				
Nifty 50 Hybrid Composite Debt 50: 50 Index <sup>^</sup>				3.60	-	-

<sup>^</sup>Benchmark CAGR - Compounded Annual Growth Rate. <sup>§</sup>Dedicated Fund Manager for Overseas Investments.

**Past performance may or may not be sustained in future and should not be used as a basis of comparison with other investments.** The performance details provided above are of Growth Option under Regular Plan Different Plans i.e Regular Plan and Direct Plan under the scheme has different expense structure. Mr. Abhinav Khandelwal manages 6 schemes and Mr. Manish Lodha manages 10 schemes of Mahindra Manulife Mutual Fund. The performance data for the schemes which have not completed one year has not been provided.

Performance as on January 31, 2023

**Disclaimer :** Readers of this material should rely on information / data arising out of their own investigations and advised to seek independent professional advice and arrive at an informed decision before making any investments. Neither Mahindra Manulife Investment Management Private Limited nor Mahindra Manulife Trustee Private Limited, its directors or associates shall be liable for any damages that may arise from the use of the information contained herein.

**Get in Touch:** Sadhana House, 1st Floor, 570, P.B. Marg, Worli, Mumbai - 400 018, India. Phone: +91-22-66327900, Fax: +91-22-66327932, Toll Free No.: 1800 419 6244 Website: [www.mahindramanulife.com](http://www.mahindramanulife.com)

**Mutual Fund investments are subject to market risks, read all scheme related documents carefully.**